


Schottky Barrier Rectifier

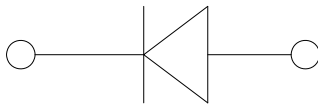


Features

- Guardring for overvoltage protection
- Low power loss
- Extremely fast switching
- High forward surge capability
- High frequency operation
- Solder dip 275 °C max. 7 s, per JESD 22-B106

Typical Applications

For use in low voltage high frequency inverters, freewheeling, DC/DC converters, and polarity protection applications.



Mechanical Data

- **Package:** DO-201AD(DO-27)
Molding compound meets UL 94 V-0 flammability rating, RoHS-compliant
- **Terminals:** Tin plated leads, solderable per J-STD-002 and JESD22-B102
- **Polarity:** Color band denotes the cathode end

■ Maximum Ratings (Ta=25°C Unless otherwise specified)

PARAMETER	SYMBOL	UNIT	SR820	SR840	SR860	SR8100	SR8150	SR8200
Device marking code			SR820	SR840	SR860	SR8100	SR8150	SR8200
Repetitive Peak Reverse Voltage	V_{RRM}	V	20	40	60	100	150	200
Average Rectified Output Current @60Hz sine wave, Resistance load, Ta (FIG.1)	I_O	A	8.0					
Forward Surge Current (Non-repetitive) @60Hz Half-sine wave, 1 cycle, Ta=25°C	I_{FSM}	A	150					
Storage Temperature	T_{stg}	°C	-55 ~+150					
Junction Temperature	T_j	°C	-55 ~+125			-55 ~+150		

■ Electrical Characteristics (Ta=25°C Unless otherwise specified)

PARAMETER	SYMBOL	UNIT	TEST CONDITIONS	SR820	SR840	SR860	SR8100	SR8150	SR8200
Maximum instantaneous forward voltage drop per diode	V_F	V	$I_{FM}=8.0A$	0.55		0.7	0.85		
Maximum DC reverse current at rated DC blocking voltage per diode	I_R	mA	Ta=25°C	0.2			0.1		
			Ta=100°C	20			5		
Typical junction capacitance	C_j	pF	Measured at 1MHZ and Applied Reverse Voltage of 4.0 V.D.C	380		280	270	180	

Note1:Pulse test:300uS pulse width,1% duty cycle

Note2:Pulse test:pulse width 40mS



SR820 THRU SR8200

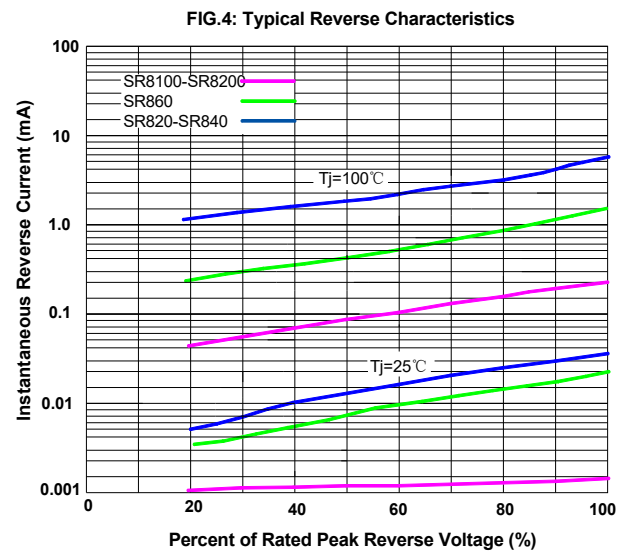
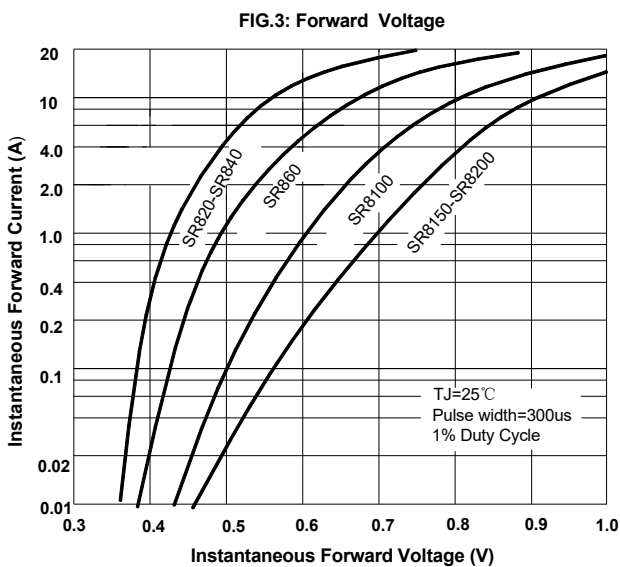
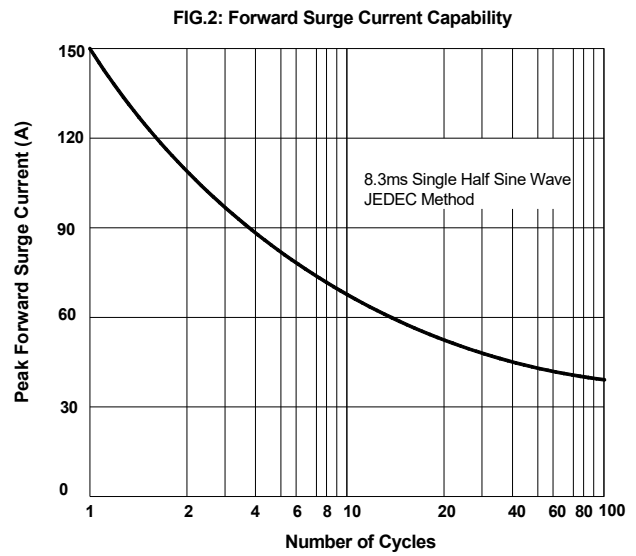
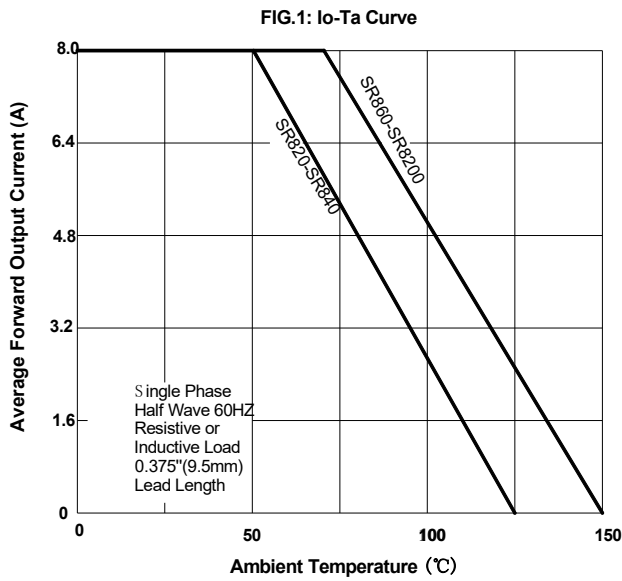
■ Thermal Characteristics (T_a=25°C Unless otherwise specified)

PARAMETER	SYMBOL	UNIT	SR820	SR840	SR860	SR8100	SR8150	SR8200
Thermal Resistance	R _{θJ-A}	°C/W	25					

■ Ordering Information (Example)

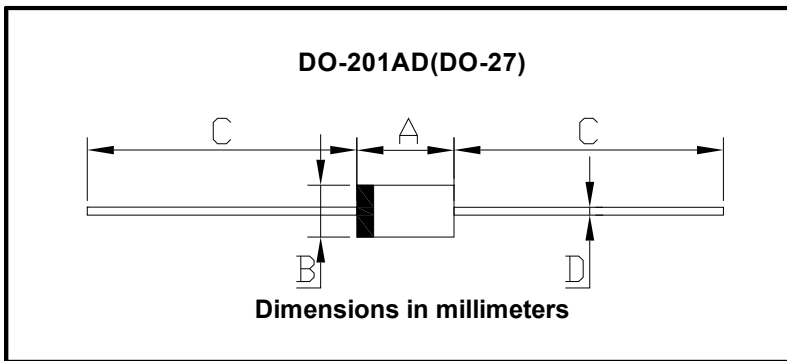
PREFERED P/N	PACKAGE CODE	UNIT WEIGHT(g)	MINIMUM PACKAGE(pcs)	INNER BOX QUANTITY(pcs)	OUTER CARTON QUANTITY(pcs)	DELIVERY MODE
SR820~SR8200	D1	Approximate 1.05	1250	1250	12500	Tape
SR820~SR8200	C1	Approximate 1.05	250	250	12500	Bulk

■ Characteristics(Typical)





■ Outline Dimensions



DO-201AD(DO-27)		
Dim	Min	Max
A	8.50	9.50
B	5.00	5.60
C	25.4	/
D	1.20	1.30



SR820 THRU SR8200

Disclaimer

The information presented in this document is for reference only. Yangzhou Yangjie Electronic Technology Co., Ltd. reserves the right to make changes without notice for the specification of the products displayed herein to improve reliability, function or design or otherwise.

The product listed herein is designed to be used with ordinary electronic equipment or devices, and not designed to be used with equipment or devices which require high level of reliability and the malfunction of which would directly endanger human life (such as medical instruments, transportation equipment, aerospace machinery, nuclear-reactor controllers, fuel controllers and other safety devices), Yangjie or anyone on its behalf, assumes no responsibility or liability for any damages resulting from such improper use of sale.

This publication supersedes & replaces all information previously supplied. For additional information, please visit our website [http:// www.21yangjie.com](http://www.21yangjie.com) , or consult your nearest Yangjie's sales office for further assistance.